

Community Pharmacy (SECTIONS A, D, E)

PHARMACISTS	55 620
MAINLAND FRANCE	54 050
Community pharmacy owners	23 947
Employed community pharmacists and community pharmacy managers	30 103
Employed community pharmacists	25 540
Interim employed community pharmacists	4 475
Locum pharmacy owners	66
Manager after death of the owner	22
Managers of social pharmacies and mining pharmacies	45
Employed community pharmacists of social pharmacies and mining pharmacies	87
OVERSEAS DEPARTMENTS	🇪🇺
Overseas pharmacists working in community pharmacies	1 570
Community pharmacy owners	694
Employed community pharmacists	876
COMMUNITY PHARMACIES	19 990
Mainland France	19 381
Overseas	609

Pharmaceutical Industry (SECTIONS B, E)

PHARMACISTS	4 132
MAINLAND FRANCE	4 126
Pharmacists in mainland France ¹	
Chief pharmaceutical officers	452
Interim chief pharmaceutical officers	850
Deputy chief pharmaceutical officers	3 253
Delegated pharmacists (including interim)	306
OVERSEAS DEPARTMENTS	🇪🇺
Overseas pharmacists	6
INDUSTRIAL ESTABLISHMENTS	633
Mainland France	628
Overseas	5

Pharmaceutical wholesale distribution (SECTIONS C, E)

PHARMACISTS	1 087
MAINLAND FRANCE	1 005
Pharmacist in mainland France ²	
Chief pharmaceutical officers	201
Interim chief pharmaceutical officers	309
Deputy chief pharmaceutical officers	353
Delegated pharmacists (including interim)	327
OVERSEAS DEPARTMENTS	🇪🇺
Overseas wholesale pharmacists	82
WHOLESALE DISTRIBUTION ESTABLISHMENTS	461
Mainland France	428
Overseas	33

Clinical biology (SECTIONS G, E)

PHARMACISTS	6 923
MAINLAND FRANCE	6 717
Pharmacists in mainland France	6 717
Clinical biology pharmacists, private sector and others structures	3 750
Clinical biology pharmacists, public sector	2 967
OVERSEAS DEPARTMENTS	🇪🇺
Overseas clinical biology pharmacists	206
CLINICAL BIOLOGY LABORATORY SITES	4 936
Mainland France	4 888
Overseas	48

Healthcare facilities (SECTIONS H, E – HOSPITAL PHARMACIES AND SIMILAR)

PHARMACISTS	8 361
MAINLAND FRANCE	8 106
Pharmacists in public healthcare institutions	6 376
Pharmacists in private healthcare institutions	2 548
Pharmacists in public hospitals and healthcare centres ³	5 659
Hospital practitioners	2 486
Assistants	894
Contract practitioners	992
Affiliated practitioners	250
Radiopharmacists	138
Pharmacists in charge of Departmental Fire and Rescue Services	480
Other pharmacists	419
Pharmacists in private hospitals and healthcare centres ⁴	2 427
Pharmacy managers	1 166
Deputy pharmacists	1 194
Radiopharmacists	67
Pharmacists engaged in various activities ⁵	838
* Non-exhaustive list of functions.	
OVERSEAS DEPARTMENTS	🇪🇺
Overseas hospital pharmacists	255

Other Pharmaceutical Activities (SECTION D)

PHARMACISTS	1 324
Pharmacists responsible for dispensing gases for medical use	823
Expert pharmacists working in the national health insurance fund	282
Pharmacists attached to mobile care teams	105
Pharmacists working in other functions	114

1,2,3,4 et 5 A pharmacist may have several roles.

Summary of demographic data



PANORAMA 2025



See all of our demographic data



Summary of demographic data

AS OF JANUARY 1ST, 2026

MAIN TRENDS FOR PHARMACY DEMOGRAPHICS IN 2025

As of January 1st 2026, there are 75 731 pharmacists registered with the Order (+0,9 % compared to January 1, 2025). This figure has increased by 3,2 % over the past ten years.

The average age of pharmacists has remained stable, decreasing slightly from 46,4 years in 2024 to 46 years in 2025.

As a consequence of longer careers, the number of pharmacists aged 66 and over increased from 3,2 % in 2015 to 6,2 % in 2025.

At the same time, the share of pharmacists under 40 has also increased over the same period, representing 36,2 % of pharmacists in 2025, compared to 23,5 % in 2015, an indication of generational renewal.

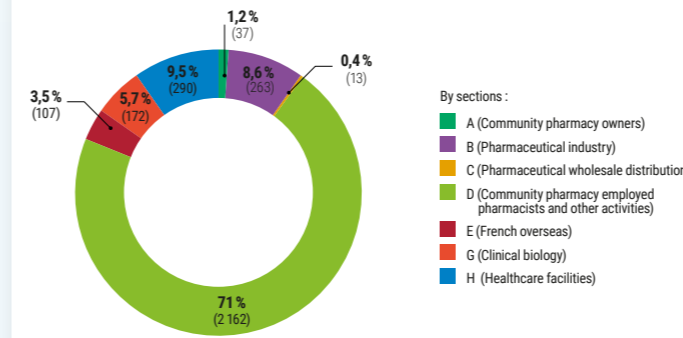
In 2025, women account for 67,6 % of pharmacists, up from 67 % in 2015.

A total of 3 044 new pharmacists registered with the Order in 2025, marking a 4 % increase compared to 2024. Among these new registrants, 8,1 % completed their studies abroad, and 65,3 % practice in the region where they studied.

GENERAL DATA

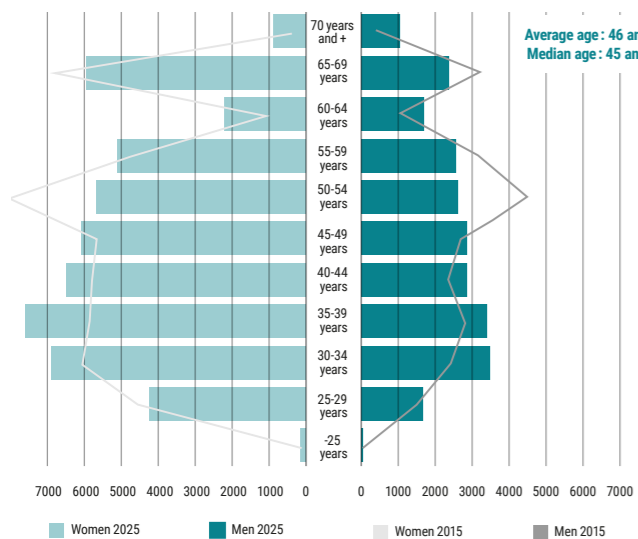
	Number of male pharmacists by main section in 2025		Number of female pharmacists by main section in 2025		Number of pharmacists by main section in 2025	Change since 2024 en %	Change since 2015 en %
	Hommes (%)	Femmes (%)					
Section A	10 515	43,9	13 432	56,1	23 947	-1,3	-11,7
Section B	1 395	33,8	2 731	66,2	4 126	1	15,1
Section C	432	43,0	573	57,0	1 005	-10,3	-19,9
Section D	6 870	22,4	23 821	77,6	30 691	2,6	10,3
Section E	805	39,6	1 228	60,4	2 033	1,7	15
Section G	2 674	39,8	4 043	60,2	6 717	-0,2	-10
Section H	2 248	27,7	5 858	72,3	8 106	1,8	15,9

NEW REGISTRATIONS AT THE FRENCH ORDER BY SECTION IN 2025



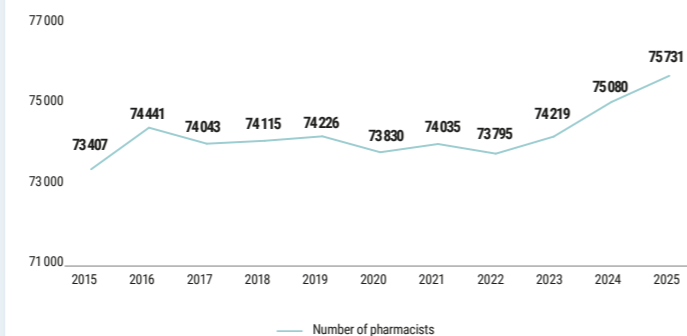
Source : CNOP data, EY analysis.
Scope : new registrations at the French Order of Pharmacists in 2025.

AGE AND GENDER DISTRIBUTION



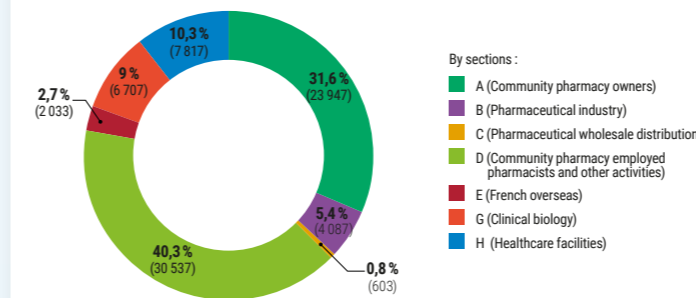
Source : CNOP, data processing by EY
Scope : all pharmacists registered with the Order in 2024 (individuals).

NUMBER OF PHARMACISTS REGISTERED AT THE FRENCH ORDER OF PHARMACISTS OVER THE PAST TEN YEARS



Source : CNOP, data processing by EY.
Scope : evolution of the number of pharmacists registered at the French Chamber of Pharmacists over the ten past years

DISTRIBUTION OF PHARMACISTS BY SECTION (INDIVIDUALS)



Source : CNOP, data processing by EY
Scope : all pharmacists registered at the French Chamber of Pharmacists in 2025

SECTION A

Community pharmacy owners

Continuing the trend observed in 2024, the number of registrations in Section A recorded a slight decrease (-1,3 % in 2025). However, the rejuvenation of pharmacy owners is confirmed, with the average age dropping from 50,2 years to 48,8 years between 2015 and 2025.

SECTION B

Industrial pharmacists

With a 15,1 % increase over ten years, Section B confirms its attractiveness. It is the youngest section, with an average age of 42. Careers in the pharmaceutical industry offer a wide range of professional development opportunities, both in terms of responsibilities and areas of activity.

SECTION C

Wholesale distribution pharmacists

Over the past ten years, the decline in the number of professionals in Section C appears to be confirmed. However, positioned at the interface between manufacturers and dispensers, wholesale distribution offers operational roles with varied responsibilities.

SECTION D

Employed community pharmacists and other practitioners

In 2025, the number of pharmacists in Section D continued to grow (+2,6 %).

It is also worth noting that the number of interim community pharmacists continued to increase, rising by +3,8 % between 2024 and 2025.

SECTION E

Pharmacists in overseas departments

Up by 15 % since 2015, the number of pharmacists in overseas territories continued to rise in 2025 (+1,7 % compared to 2024). A total of 249 pharmacists registered for the first time in Section E in 2025. For 107 of them, this was also their first registration with the Order. Additionally, 27,7 % of pharmacists practicing in overseas territories were born there.

SECTION G

Clinical biology pharmacists

A slight decrease in the number of medical biologist pharmacists was observed in 2025 (-0,2 %, 14 fewer pharmacists compared to 2024).

At the same time, the number of public and private medical biology laboratory sites (MBL) also declined in 2025 (4 888 sites, -1,9 % compared to 2024).

SECTION H

Hospital pharmacists

Staff numbers continue to grow, with an increase of +1,8 % over one year and +15,9 % over ten years. The majority (90,6 %) work in hospital pharmacies (PUI).

The section recorded 348 new registrations in 2025, of which 83,3 % were first-time registrations with the Order.