



## Community pharmacy

(SECTIONS A, D, E)

PHARMACISTS	55 693
MAINLAND FRANCE	54 176
Community pharmacy owners	24 270
Employed community pharmacists and community pharmacy managers	28 805
Employed community pharmacists	24 563
Interim employed community pharmacists	4 018
Locum pharmacy owners	59
Manager after death of the owner	20
Managers of social pharmacies and mining pharmacies	50
Employed community pharmacists of social pharmacies and mining pharmacies	95
OVERSEAS DEPARTMENTS	
Overseas pharmacists working in community pharmacies	1 517
Community pharmacy owners	705
Employed community pharmacists	812
COMMUNITY PHARMACIES	20 242
Mainland France	19 627
Overseas	615



## Pharmaceutical wholesale distribution

(SECTIONS C, E)

PHARMACISTS	1 181
MAINLAND FRANCE	1 120
Pharmacists in mainland France	1 120
Chief pharmaceutical officers	205
Interim chief pharmaceutical officers	189
Deputy chief pharmaceutical officers	420
Delegated pharmacists	260
Interim delegated pharmacists	46
OVERSEAS DEPARTMENTS	
Overseas wholesale pharmacists	61
WHOLESALE DISTRIBUTION ESTABLISHMENTS	459
Mainland France	425
Overseas	34

## Healthcare facilities

(SECTIONS H, E – HOSPITAL PHARMACIES AND SIMILAR)

PHARMACISTS	8 182
MAINLAND FRANCE*	7 959
Pharmacists in public healthcare institutions	5 754
Pharmacists in private healthcare institutions	2 205
Pharmacists in public hospitals and healthcare centres	5 161
Hospital Practitioners	2 785
Assistants	781
Contract practitioners	1 000
Affiliated practitioners	281
Radiopharmacists	129
Pharmacists in charge of Departmental Fire and Rescue Services	19
Pharmacists in charge of hygiene	10
Other Pharmacists	156
Pharmacists in private hospitals and healthcare centres	2 370
Pharmacy managers	1 178
Deputy pharmacists	1 103
Radiopharmacists	59
Pharmacists in charge of hygiene	12
Other Pharmacists	9
Hospital Practitioners	7
Contract Practitioners	2
Pharmacists engaged in various activities*	165
Pharmacists in charge of labile blood products	31
Pharmacists in family	6
Planning centres	49
Pharmacists in charge of hygiene	56
Pharmacists in Centers for Support, Care and Prevention in Addictology (CSAPA)	23
Other functions s	
* Non-exhaustive list of functions	
OVERSEAS DEPARTMENTS	
Overseas hospital pharmacists	223
HOSPITAL PHARMACIES	2 301
Mainland France	2 235
Overseas	66



## Other pharmaceutical activities

(SECTION D)

PHARMACISTS	1 101
Pharmacists responsible for dispensing gases for medical use	660
Expert pharmacists working in the national health insurance fund	254
Pharmacists attached to mobile care teams	135
Pharmacists working in other functions	52

# Summary of demographic data



## PANORAMA 2024



## Pharmaceutical industry

(SECTIONS B, E)

PHARMACISTS	4 088
MAINLAND FRANCE	4 085
Pharmacists in mainland France <sup>1</sup>	4 794
Pharmacists in mainland France	461
Chief pharmaceutical officers	836
Interim chief pharmaceutical officers	3 192
Deputy chief pharmaceutical officers	305
OVERSEAS DEPARTMENTS	
Overseas pharmacists	3
INDUSTRIAL ESTABLISHMENTS	643
Mainland France	642
Overseas	1



## Clinical biology

(SECTIONS G, E)

PHARMACISTS	6 926
MAINLAND FRANCE	6 731
Pharmacists in mainland France	6 731
Clinical biology pharmacists, private sector and others structures	3 722
Clinical biology pharmacists, public sector	3 009
OVERSEAS DEPARTMENTS	
Overseas clinical biology pharmacists	195
CLINICAL BIOLOGY LABORATORY SITES	5 102
Mainland France	4 984
Overseas	118

1 A pharmacist may hold several positions.



See all of our demographic data



Summary of demographic data

AS OF JANUARY 1<sup>ST</sup>, 2025

MAIN TRENDS

FOR PHARMACY DEMOGRAPHICS IN 2024

As of January 1<sup>st</sup>, 2025, there are 75,080 pharmacists registered with the Order (+1.2% compared to January 1, 2024). This figure has increased by 2.7% over the past ten years.

The average age of pharmacists has remained stable over 10 years, rising from 46.6 years in 2014 to 46.4 years in 2024. The median age, however, has decreased by 2 years over the same period. As a consequence of longer careers, the number of pharmacists aged 60 and over increased from 13.6% in 2014 to 18.4% in 2024. During the same period, the proportion of those under 35 years old stood at 23%, one percentage point higher than in 2014 (21.9%). Similarly, those under 50 represented 60.6% in 2024, compared to 55.6% in 2014.

In 2024, women accounted for 67.6% of pharmacists, compared to 66.9% in 2014.

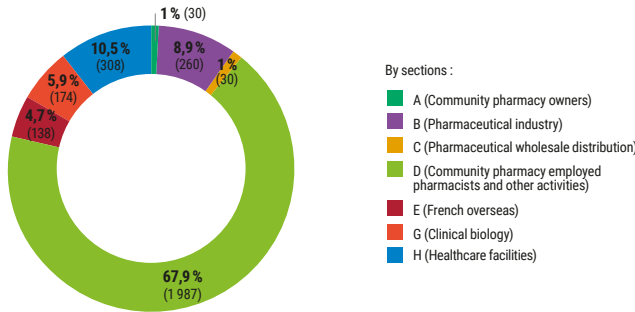
Regarding newly registered pharmacists, they represented 2,927 first-time registrations with the Order in 2024, an increase of 15.3% compared to 2014. Among the new registrants, 8.1% had studied abroad (93.3% of whom within the EEA or in Switzerland), and 63.8% practiced in the region where they studied.

GENERAL DATA

	Number of male pharmacists by main section (individuals) in 2024	Men (%)	Number of female pharmacists by main section (individuals) in 2024	Women (%)	Number of pharmacists by main section (individuals) in 2024	Share (%)	Change since 2023	Number of registered pharmacists by main section in 2024	Share (%)	Change since 2023
Section A	10 655	43,9	13 615	56,1	24 270	32,3	-1,3	24 270	31,9	-1,3
Section B	1 380	34,2	2 652	65,8	4 032	5,4	-1,1	4 085	5,4	-1,6
Section C	283	45,6	338	54,4	621	0,8	-1,9	1 120	1,5	-4,3
Section D	6 479	21,8	23 280	78,2	29 759	39,6	+3,4	29 906	39,3	+2,6
Section E	814	40,7	1 185	59,3	1 999	2,7	+2	1 999	2,6	+2
Section G	2 671	39,7	4 054	60,3	6 725	9	+0,7	6 731	8,8	+0,7
Section H	2 058	26,8	5 616	73,2	7 674	10,2	+2,5	7 959	10,5	+2,3
TOTAL	24 340	32,4	50 740	67,6	75 080	100	+1,2	76 070	100	+0,8

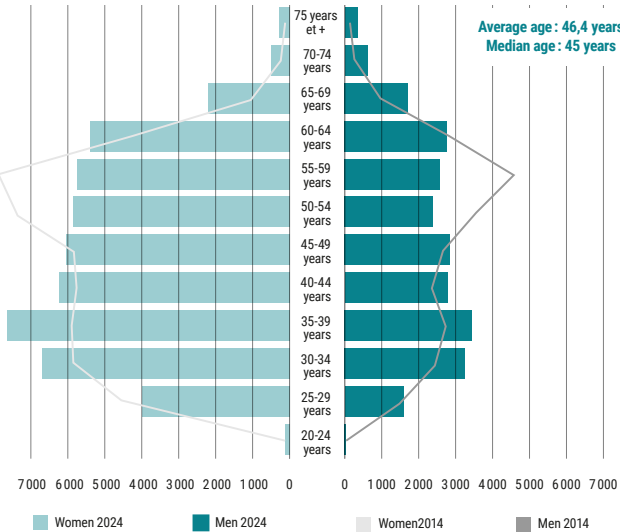
Note : Pharmacists may hold multiple registrations with the Order: one so-called "primary" registration in a section and additional "secondary" registrations in other sections. In total, as of 2024, there are 75,080 registered pharmacists (individuals) and 76,070 primary and secondary registrations.

NEW REGISTRATIONS AT THE FRENCH CHAMBER BY SECTION IN 2024



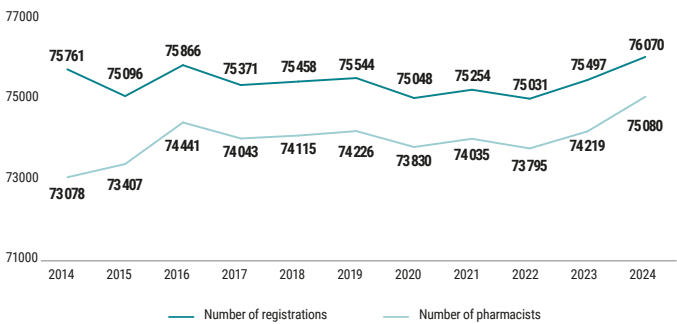
Source: CNOP data, EY analysis. — Scope: New registrations at the French Chamber of Pharmacists in 2024 (2,927 pharmacists).

AGE AND GENDER DISTRIBUTION



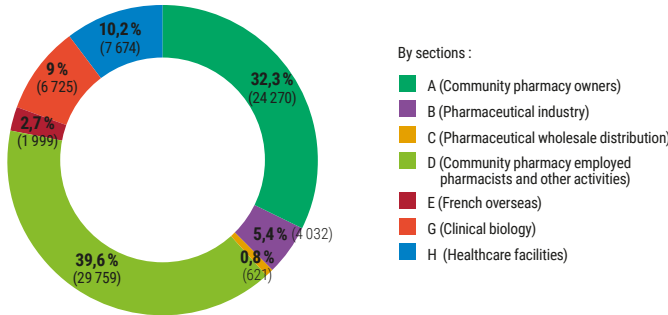
Source: CNOP, data processing by EY. — Scope: all pharmacists registered with the Order in 2024 (individuals).

NUMBER OF REGISTRATIONS AND PHARMACISTS REGISTERED AT THE FRENCH CHAMBER OF PHARMACISTS OVER THE PAST TEN YEARS



Source: CNOP, data processing by EY. — Scope: Evolution of the number of pharmacists registered at the French Chamber of Pharmacists and the number of principal and secondary registrations over the ten past years. — Note: The chart has been created with an actualized database of the ten past years. The figures can slightly vary from previous editions.

DISTRIBUTION OF PHARMACISTS BY SECTION (INDIVIDUALS)



Source: CNOP, data processing by EY.  
Scope: All pharmacists registered at the French Chamber of Pharmacists in 2024.